






NAUTOR's
SWAN 43

Design: Sparkman & Stephens



Builder: Oy Nautor Ab
Pietarsaari
Finland
Telephone: Kolppi 188
Telex: 75-47





THE BOAT FOR A DISCERNING YACHTSMAN

This unique yacht represents at present the best in the world as to craftsmanship in design and execution. The uncompromising quality, apparent even in the smallest detail, reflects the discriminating taste and character of the owner of this luxurious little ship — of the man who is willing to part with a little more money to get a lot more extra value for his investment, be it for pleasure cruising and entertaining, or championship racing.

The yacht is the fulfillment of the creative talents of Olin Stephens, designer of many of the world's leading yachts for four decades. She takes her physical form in Finland, in the hands of the expert artisans of Nautor, unusually skilled in moulding fiberglass and joining rare wood. The result is a luxury yacht best described by the words "semi-custom built".

The high performance hull and rig of the Swan 43 reflect its readiness for eager, spirited competition. She is indeed a serious challenger in any competition. But she also proves true the old saying that good racing boats make good cruising boats. Easily handled with even a very short crew, this yacht is sheer delight on leisurely and long off-shore passages. She has spacious, comfortable quarters and plenty of storage room. Her amazing compliment of standard gear is sufficient in most cases, but if you do want any additional equipment, it will be installed by the builders on request. All in all, the Swan 43 is a yacht well worth your closer study.

THE HULL

Reinforced fiberglass to Lloyds specification. Each hull has Lloyds Hull Moulding Certificate. Choice of colors. Teak laid decks available at extra cost.

HARDWARE

Above decks of stainless steel, light alloy (anodised) and bronze (chromed). Below, hardware is bronze (chromed) and stainless.

MAIN SALOON

Two polyurethane foam 4" thick settee-berths, two upper berths. Cave lockers under upper berths. Two sets of drawers under spacious lockers. Full standing headroom throughout. Dropleaf dining table with glass and bottle stowage below. Custom interior woodwork of rare Koto veneer, teak trimmed, or teak throughout.

FORE CABIN

Two lift-up berths with sail stowage under. Roomy forepeak stowage for anchor, chain etc.

NAVIGATOR'S AREA

Full-sized chart table, forward facing, with ample chart and instrument stowage in drawers and lockers. Stowage space under seat and big oilskin locker behind.

GALLEY

Starboard. Stainless steel sink with foot pumps for fresh and salt water. Ice box, stove, formica working surface with cupboards below and outboard.

TOILET

Port. Washbasin, toilet, shower and soiled linen stowage with cupboards outboard. Full-length hanging locker starboard.

QUARTER BERTHS

Port and starboard with cave lockers.

ENGINE

Powerful Volvo Penta MD 2B marine diesel developing 25 hp at 2500 rpm. Fitted with a 1.87:1 reduction gear with reverse. 12V generator for battery charging. Separate starting and lighting batteries. Folding propeller. Water jacketed exhaust system discharging through counter. Engine controls in cockpit. 150-liter (40-gallon) fuel tank under cockpit with filler in sole. Contents gauge. Copper fuel line complete with shut-off cock and strainer.

LIGHTING

Ample accommodation lights including berth-lights, and all relevant navigation lights. A switchboard with circuit breakers is situated by the navigator's table.

FRESH WATER TANKS

Nylon fresh water tanks, capacity 180-liter (50-gallon) situated under berths either side of saloon. Filler on deck.

SPARS

Mast, boom, spinnaker poles and jockeypole of anodised aluminium alloy. All fittings are stainless steel. All necessary spinnaker handling gear. Roller reef and worm driven clew outhaul.

STANDING RIGGING

Stainless steel wire rigging with Lewmar turnbuckles.

RUNNING RIGGING

Wire halyards are galvanised steel wire rope with terylene tails excepting main halyard. All sheets Dacron Yacht Braid.

WINCHES

Barlow. Three halyard winches. One mainsheet winch. Two spinnaker sheet winches. Two genoa sheet winches. One plain handle. Two lock-in handles.

STEERING

Rudder and trim tab of fibreglass with manganese bronze heel fittings, stainless steel rudder stocks, gudgeons and pintles with teflon bushings. Steering wheels mounted on aluminium pedestal with compass on top.

BALLAST

Lead casting of approx. 10,300 lbs. (4,7 tons). Keel bolts are stainless steel.

LIFERAIL

Double life-lines installed with stainless steel stanchions, pulpit and pushpit, rigged in accordance with IOR rules.

BILGE PUMPS

Two bilge pumps, one in cockpit, one below decks.

GENERAL

Hatches, bureaus, seats, dressers etc. have rounded corners of small radii. Cabin sole is laid teak. Ventilators. In the stern stowage compartment one gas container, adaptor and regulator with flexible connection to stove. To ensure complete safety, this container is placed in a tight fiberglass box, with bottom and top drainage. Standard equipment includes anchor, fenders, boat hook, flag pole, bosun chair, all blocks and shackles needed, boom vang tackle, docking lines, anchor line and chain.